

Amundi Core MSCI Japan UCITS ETF GBP Hedged Acc

FACTSHEET

Marketing
Communication

30/04/2026

EQUITY ■

Key Information (Source: Amundi)

Net Asset Value (NAV) : **28.70 (GBP)**
 NAV and AUM as of : **30/04/2026**
 Assets Under Management (AUM) :
4,875.17 (million GBP)
 ISIN code : **LU1781541682**
 Replication type : **Physical**
 Benchmark : **100% MSCI JAPAN**
 Date of the first NAV : **18/10/2018**
 First NAV : **10.00 (GBP)**

Objective and Investment Policy

The Amundi MSCI Japan is a UCITS compliant exchange traded fund that aims to track the benchmark index, MSCI Japan Net Total Return Index offsetting the impact of daily variations of the index local currency vs. the GBP. The GBP-hedged share class offers the simplicity of a daily currency hedge mechanism that is embedded in the investment product, representing an efficient solution to manage the foreign-exchange risk.

Amundi ETFs are efficient investment vehicles listed on exchange that offer transparent, liquid and low-cost exposure to the underlying benchmarkindex.

Risk Indicator (Source : Fund Admin)



Lower Risk

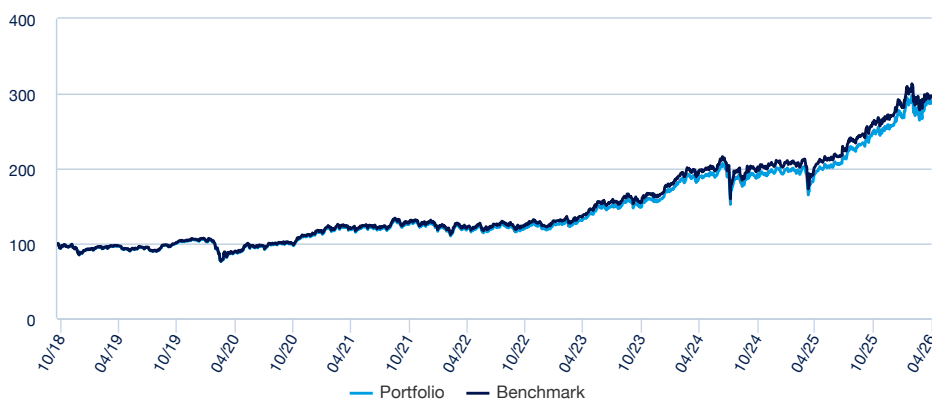
Higher Risk

The SRI represents the risk and return profile as presented in the Key Information Document (KID). The lowest category does not imply that there is no risk. The SRI is not guaranteed and may change over time. The risk indicator assumes you keep the product for 5 years. The summary risk indicator is a guide to the level of risk of this product compared to other products. It shows how likely it is that the product will lose money because of movement in the markets or because we are not able to pay you.

« Technical net asset values may be calculated and published for any calendar day (excluding Saturdays and Sundays) that is neither a business day nor a transaction day. These technical net asset values are merely indicative and will not be the basis for purchasing, switching, redeeming and/or transferring shares. »

Returns (Source: Fund Admin) - Past performance does not predict future returns

Performances from 18/10/2018 to 30/04/2026 (Source : Fund Admin)



Risk indicators (Source: Fund Admin)

| | 1 year | 3 years | Inception to date * |
|-------------------------------|--------|---------|---------------------|
| Portfolio volatility | 14.68% | 17.83% | 18.55% |
| Benchmark volatility | 14.61% | 17.78% | 18.55% |
| Ex-post Tracking Error | 1.71% | 1.04% | 0.71% |
| Sharpe ratio | 3.14 | 1.39 | 0.69 |

* Volatility is a statistical indicator that measures an asset's variations around its average value. For example, market variations of +/- 1.5% per day correspond to a volatility of 25% per year. The higher the volatility, the higher the risk. The Tracking Error indicator measures the performance's difference between the fund and the benchmark

Cumulative returns* (Source: Fund Admin)

| Since | YTD | 1 month | 3 months | 1 year | 3 years | 5 years | 10 years |
|------------------|------------|------------|------------|------------|------------|------------|----------|
| | 30/12/2025 | 31/03/2026 | 30/01/2026 | 30/04/2025 | 28/04/2023 | 30/04/2021 | - |
| Portfolio | 11.68% | 7.69% | 6.22% | 47.80% | 116.63% | 143.01% | - |
| Benchmark | 9.90% | 5.93% | 4.50% | 45.69% | 116.27% | 147.81% | - |
| Spread | 1.78% | 1.76% | 1.72% | 2.11% | 0.36% | -4.80% | - |

Calendar year performance* (Source: Fund Admin)

| | 2025 | 2024 | 2023 | 2022 | 2021 | 2020 | 2019 | 2018 | 2017 | 2016 |
|------------------|--------|--------|--------|--------|--------|--------|--------|------|------|------|
| Portfolio | 28.46% | 25.76% | 33.58% | -5.34% | 12.71% | 7.08% | 18.42% | - | - | - |
| Benchmark | 28.85% | 26.49% | 34.54% | -3.70% | 12.98% | 7.59% | 19.43% | - | - | - |
| Spread | -0.39% | -0.73% | -0.97% | -1.64% | -0.27% | -0.51% | -1.02% | - | - | - |

* Source : Amundi. The above cover complete periods of 12 months for each calendar year. **Past performance is no predictor of current and future results and does not guarantee future yield**. Any losses or gains do not take into consideration any costs, commissions and fees incurred by the investor in the issue and buyout of the shares (e.g. taxes, brokerage fees or other commissions deducted by the financial intermediary). If performance is calculated in a currency other than the euro, any losses or gains generated can thereby be affected by exchange rate fluctuations (both upward and downward). The discrepancy accounts for the performance difference between the portfolio and the index.

Compliance_Statement_FSMA_2025_Article_6

EQUITY ■

Index Data (Source : Amundi)

Description of the Index

The index is designed to represent the performance of the large and mid cap segment of the Japanese equity market. It covers approximately 85% of the free float-adjusted market capitalisation in Japan.

Information (Source: Amundi)

Asset class : **Equity**
Exposure : **Japan**

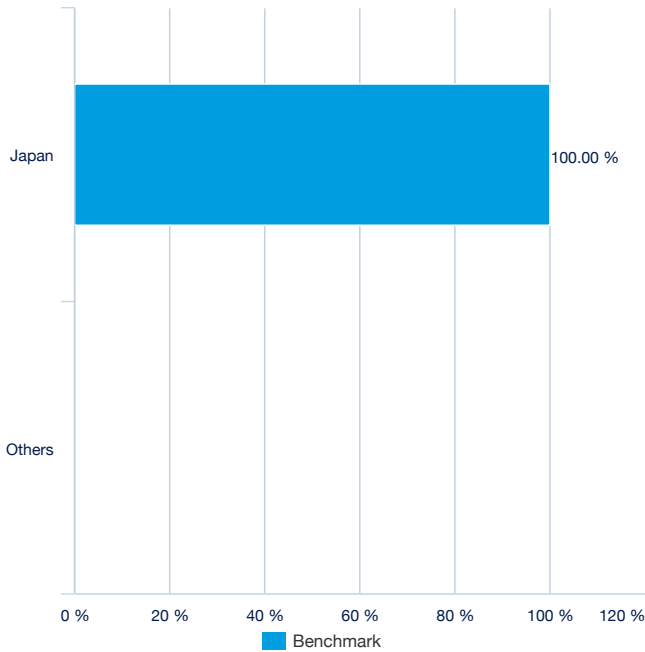
Holdings : **179**

Top 10 benchmark holdings (source : Amundi)

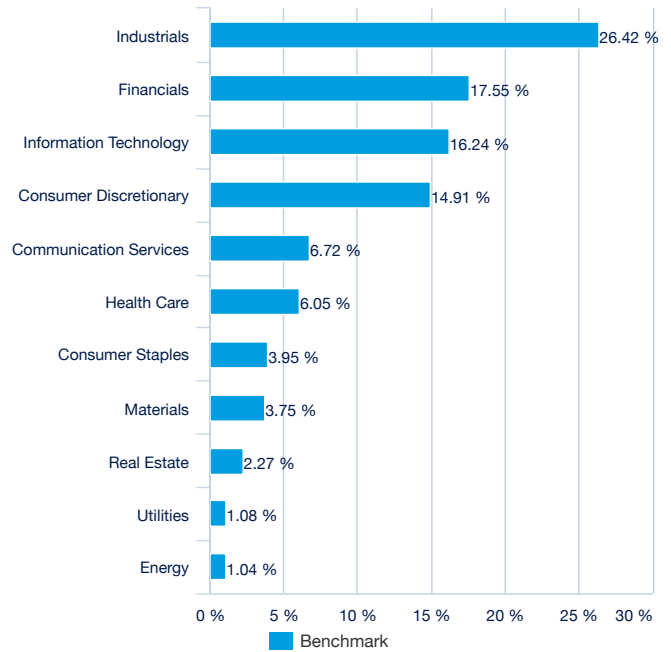
| | % of assets (Index) |
|----------------------------|---------------------|
| MITSUBISHI UFJ FIN | 4.13% |
| TOYOTA MOTOR CORP | 3.76% |
| HITACHI LTD | 2.94% |
| ADVANTEST | 2.90% |
| SUMITOMO MITSUI FINAN | 2.64% |
| TOKYO ELECTRON LTD | 2.58% |
| SONY GROUP CORP (JT) | 2.53% |
| SOFTBANK GROUP CORP | 2.49% |
| MIZUHO FINANCIAL GROUP INC | 2.20% |
| MITSUBISHI CORP | 2.02% |
| Total | 28.18% |

For illustrative purposes only and not a recommendation to buy or sell securities.

Geographical breakdown (for illustrative purposes only - Source: Amundi)



Benchmark Sector breakdown (for illustrative purposes only - Source : Amundi)



EQUITY ■

Principal characteristics (Source : Amundi)

| | |
|---|-----------------------------------|
| Fund structure | SICAV under Luxembourg law |
| UCITS compliant | UCITS |
| Management Company | Amundi Luxembourg SA |
| Administrator | SOCIETE GENERALE LUXEMBOURG |
| Custodian | SOCIETE GENERALE LUXEMBOURG |
| Independent auditor | DELOITTE AUDIT |
| Share-class inception date | 18/10/2018 |
| Date of the first NAV | 18/10/2018 |
| Share-class reference currency | GBP |
| Classification | Not applicable |
| Type of shares | Accumulation |
| ISIN code | LU1781541682 |
| Minimum investment to the secondary market | 1 Share(s) |
| Frequency of NAV calculation | Daily |
| Management fees and other administrative or operating costs | 0.20% |
| Minimum recommended investment period | 5 years |
| Fiscal year end | September |
| Primary Market Maker | SOCIETE GENERALE / LANG & SCHWARZ |

Listing data (source : Amundi)

| Place | CCY | Bloomberg Ticker | Bloomberg iNAV | Reuters RIC | Reuters iNAV |
|--------------------|-----|------------------|----------------|-------------|-----------------|
| Six Swiss Exchange | GBP | LYJPG SW | LCJGGPIV | LYJPG.S | LCJGGPINAV=SOLA |
| LSE | GBP | LCJG LN | LCJGGPIV | LCJG.L | LCJGGPINAV=SOLA |

Contact

ETF Sales contact

| | |
|-------------------------|-----------------------|
| France & Luxembourg | +33 (0)1 76 32 65 76 |
| Germany & Austria | +49 (0) 800 111 1928 |
| Italy | +39 02 0065 2965 |
| Switzerland (German) | +41 44 588 99 36 |
| Switzerland (French) | +41 22 316 01 51 |
| United Kingdom | +44 (0) 20 7 074 9598 |
| United Kingdom (Instit) | +44 (0) 800 260 5644 |
| Netherlands | +31 20 794 04 79 |
| Nordic countries | +46 8 5348 2271 |
| Hong Kong | +65 64 39 93 50 |
| Spain | +34 914 36 72 45 |

ETF Market Makers contact

| | |
|------------------|----------------------|
| BNP Paribas | +33 (0)1 40 14 60 01 |
| Kepler Cheuvreux | +33 (0)1 53 65 35 25 |

Amundi contact

Amundi ETF
90 bd Pasteur
CS 21564
75 730 Paris Cedex 15 - France
Hotline : +33 (0)1 76 32 47 74
info-etf@amundi.com

ETF Capital Markets contact

| | |
|-------------------|---|
| Téléphone | +33 (0)1 76 32 19 93 |
| Bloomberg IB Chat | Capital Markets Amundi ETF Capital Markets Amundi HK ETF |

EQUITY ■

Index Providers

THE SUB-FUND IS NOT SPONSORED, ENDORSED, SOLD OR PROMOTED BY MSCI INC. ("MSCI"), ANY OF ITS AFFILIATES, ANY OF ITS INFORMATION PROVIDERS OR ANY THIRD PARTY INVOLVED IN, OR RELATED TO, COMPILING OR CREATING ANY MSCI INDEX (COLLECTIVELY, THE "MSCI PARTIES"). THE MSCI INDICES ARE THE EXCLUSIVE PROPERTY OF MSCI AND ARE SERVICE MARKS OF MSCI OR ITS AFFILIATES. THE MSCI INDICES HAVE BEEN LICENSED FOR USE FOR CERTAIN PURPOSES BY AMUNDI. NONE OF THE MSCI PARTIES MAKES ANY REPRESENTATION OR WARRANTY, EXPRESS OR IMPLIED, TO THE ISSUER OR OWNERS OF THIS SUB-FUND OR ANY OTHER PERSON OR ENTITY REGARDING THE ADVISABILITY OF INVESTING IN SUBFUNDS GENERALLY OR IN THIS PARTICULAR SUB-FUND OR THE ABILITY OF ANY MSCI INDEX TO TRACK CORRESPONDING STOCK MARKET PERFORMANCE. MSCI OR ITS AFFILIATES ARE THE LICENSORS OF CERTAIN TRADEMARKS, SERVICE MARKS AND TRADE NAMES AND OF THE MSCI INDICES WHICH ARE DETERMINED, COMPOSED AND CALCULATED BY MSCI WITHOUT REGARD TO AMUNDI OR THIS SUB-FUND OR THIS SUB-FUND'S UNITHOLDERS OR ANY OTHER PERSON OR ENTITY. NONE OF THE MSCI PARTIES HAS ANY OBLIGATION TO TAKE THE NEEDS OF THE AMUNDI, THIS SUB-FUND'S UNITHOLDERS OR ANY OTHER PERSON OR ENTITY INTO CONSIDERATION IN DETERMINING, COMPOSING OR CALCULATING THE MSCI INDICES. NONE OF THE MSCI PARTIES IS RESPONSIBLE FOR OR HAS PARTICIPATED IN DETERMINATION OF THE TIMING OF, PRICES AT, OR QUANTITIES OF THIS SUB-FUND TO BE ISSUED OR IN THE DETERMINATION OR CALCULATION OF THE EQUATION BY OR THE CONSIDERATION INTO WHICH THIS SUB-FUND IS REDEEMABLE. FURTHERMORE, NONE OF THE MSCI PARTIES HAS ANY OBLIGATION OR LIABILITY TO THE ISSUER OR OWNERS OF THIS SUB-FUND OR ANY OTHER PERSON OR ENTITY IN CONNECTION WITH THE ADMINISTRATION, MARKETING OR OFFERING OF THIS SUB-FUND. ALTHOUGH MSCI SHALL OBTAIN INFORMATION FOR INCLUSION IN OR FOR USE IN THE CALCULATION OF THE MSCI INDICES FROM SOURCES THAT MSCI CONSIDERS RELIABLE, NONE OF THE MSCI PARTIES WARRANTS OR GUARANTEES THE ORIGINALITY, ACCURACY AND/OR THE COMPLETENESS OF ANY MSCI INDEX OR ANY DATA INCLUDED THEREIN. NONE OF THE MSCI PARTIES MAKES ANY WARRANTY, EXPRESS OR IMPLIED, AS TO RESULTS TO BE OBTAINED BY THE ISSUER OF THE SUB-FUND, OWNERS OF THE SUB-FUND, OR ANY OTHER PERSON OR ENTITY, FROM THE USE OF ANY MSCI INDEX OR ANY DATA INCLUDED THEREIN. NONE OF THE MSCI PARTIES SHALL HAVE ANY LIABILITY FOR ANY ERRORS, OMISSIONS OR INTERRUPTIONS OF OR IN CONNECTION WITH ANY MSCI INDEX OR ANY DATA INCLUDED THEREIN. FURTHERMORE, NONE OF THE MSCI PARTIES MAKES ANY EXPRESS OR IMPLIED WARRANTIES OF ANY KIND, AND THE MSCI PARTIES HEREBY EXPRESSLY DISCLAIM ALL WARRANTIES OF MERCHANTABILITY AND FITNESS FOR A PARTICULAR PURPOSE, WITH RESPECT TO EACH MSCI INDEX AND ANY DATA INCLUDED THEREIN. WITHOUT LIMITING ANY OF THE FOREGOING, IN NO EVENT SHALL ANY OF THE MSCI PARTIES HAVE ANY LIABILITY FOR ANY DIRECT, INDIRECT, SPECIAL, PUNITIVE, CONSEQUENTIAL OR ANY OTHER DAMAGES (INCLUDING LOST PROFITS) EVEN IF NOTIFIED OF THE POSSIBILITY OF SUCH DAMAGES.

Important information

This document is of a commercial nature and not of a regulatory nature.

It is each investor's responsibility to ascertain that it is authorised to subscribe, or invest into this product.

Prior to investing in the product, investors should seek independent financial, tax, accounting and legal advice.

Amundi Core MSCI Japan is an investment company with Variable Capital (SICAV) incorporated under Luxembourg Law, listed on the official list of Undertakings for Collective Investment, authorised under Part I of the Luxembourg Law of 17th December 2010 (the "2010 Law") on Undertakings for Collective Investment in accordance with provisions of the Directive 2009/65/EC (the "2009 Directive") and subject to the supervision of the Commission de Surveillance du Secteur Financier (CSSF). The product is a sub-fund of Amundi Core MSCI Japan and has been approved by the CSSF and has been notified to the AMF to be marketed in France.

Amundi Asset Management ("Amundi AM") recommend that investors read carefully the "risk factors" section of the product's prospectus and the "Risk and reward" section of the Key Investor Information Document (KIID). The prospectus in English and the KIID in French are available free of charge on www.amundi-etf.com or upon request to info@amundi-etf.com

The attention of investors is drawn to the fact that, the prospectus is only available in English.

A summary of information about investors' rights and collective redress mechanisms can be found in English on the regulatory page at <https://about.amundi.com/legal-documentation> with respect to Amundi ETFs.

Units of a specific UCITS ETF managed by an asset manager and purchased on the secondary market cannot usually be sold directly back to the asset manager itself. Investors must buy and sell units on a secondary market with the assistance of an intermediary (e.g. a stockbroker) and may incur fees for doing so. In addition, investors may pay more than the current net asset value when buying units and may receive less than the current net asset value when selling them.

Updated composition of the product's investment portfolio is available on www.amundi-etf.com. In addition, the indicative net asset value is published on the Reuters and Bloomberg pages of the product, and might also be mentioned on the websites of the stock exchanges where the product is listed.

There is no guarantee that the fund's objective will be met. The fund may not always be able to replicate exactly the performance of the index (or indices).

This product includes a risk of capital loss. The redemption value of this product may be less than the amount initially invested. In a worst case scenario, investors could sustain the loss of their entire investment.

The index referred to herein (the "Index") is not sponsored, approved or sold by Amundi Asset Management ("Amundi AM"). Amundi AM shall not assume any responsibility in this respect. The accuracy, completeness or relevance of the information which has been drawn from external sources is not guaranteed although it is drawn from sources reasonably believed to be reliable. Subject to any applicable law, Amundi AM shall not assume any liability in this respect. The market information displayed in this document is based on data at a given moment and may change from time to time.

THIS DOCUMENT DOES NOT CONSTITUTE AN OFFER FOR SALE OF SECURITIES IN THE UNITED STATES OF AMERICA. THE PRODUCT HEREIN DESCRIBED WILL NOT BE REGISTERED UNDER THE U.S. SECURITIES ACT OF 1933, AS AMENDED (THE "U.S. SECURITIES ACT") AND MAY NOT BE OFFERED OR SOLD IN THE UNITED STATES OF AMERICA WITHOUT BEING REGISTERED OR BEING EXEMPTED FROM REGISTRATION UNDER THE U.S. SECURITIES ACT.

This factsheet is issued by Amundi Asset Management, société anonyme à directoire et conseil de surveillance having its registered office at 91-93, boulevard Pasteur, 75015 Paris (France), 419 223 375 RCS Nanterre, authorized and regulated by the Autorité des marchés financiers (AMF). Amundi AM is represented in the UK by Amundi Asset Management UK LLP, which is authorized and regulated by Financial Conduct Authority in the UK.

This document is designed exclusively for institutional, professional, qualified or sophisticated investors and distributors. It is not meant for the general public or private clients of any jurisdiction or those qualified as 'US Persons'. Approved investors in regard to the European Union are those which are defined as "Professional" investors in Directive 2004/39/EC of 21 April 2004 "MiFID" or, as the case may be, as defined under each local legislation and, insofar as the offer in Switzerland is concerned, "qualified investors" as set forth in the federal Law on Collective Investments (LPCC), the Ordinance on collective investments of 22 November 2006 (OPCC) and the FINMA 08/8 Circular regarding the legislation on collective investments of 20 November 2008. This document shall not, under any circumstance, be sent within the European Union to non "Professional" investors as defined by the MFI or under each local legislation, or in Switzerland to those investors which are not defined as "qualified investors" in the applicable law and regulations.